



E-CORE LED HIGHBAY 12000

Extremely robust, absolutely homogeneous and very efficient - the E-CORE LED HIGHBAY 12000 stands for up-to-date industrial lighting. With a luminous flux of ~11,000 lm, good light quality and UGR 20 and UGR 26 this tough luminaire is ideal for illuminating different functional areas.

The E-CORE LED HIGHBAY is a suspended fixture for any use there robustness and long life time is a must.

Application:

- + Uniform, powerful and efficient for general illumination tasks
- + Ideal for various functional areas in:
 - Industrial areas
 - High Bay Lighting
 - Warehouses
- + For suspended installation

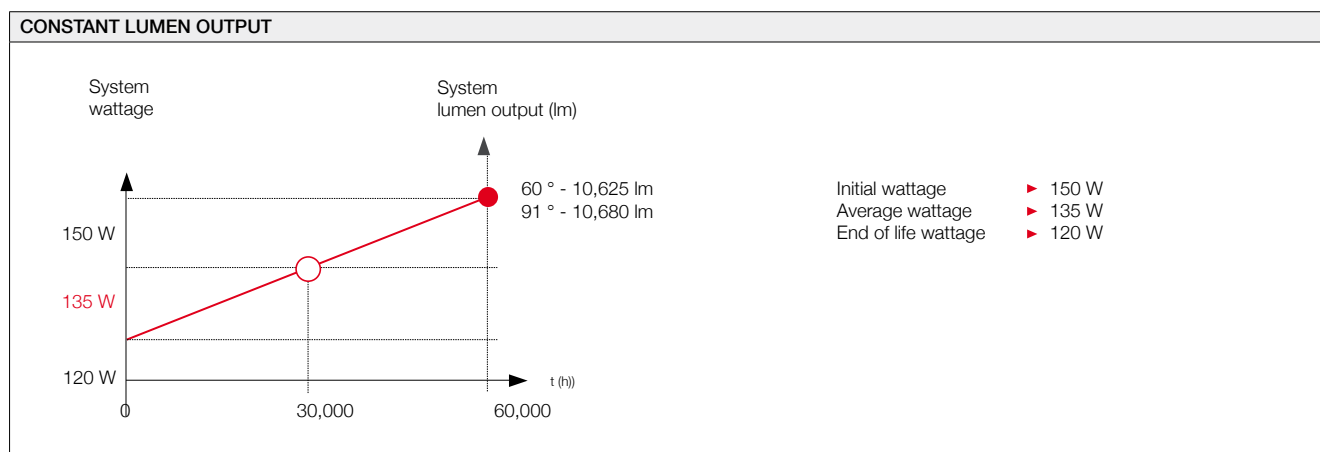
Product details

- + Absolutely homogeneous light distribution
- + Very powerful and efficient for general illuminating tasks
- + 11000 lm luminaire luminous flux
- + Luminous flux constant over life time of 60,000 hours
- + 92 lm/W initial system efficacy
- + UGR ≤ 20 and 26 enables the use in various application areas
- + Extremely robust design

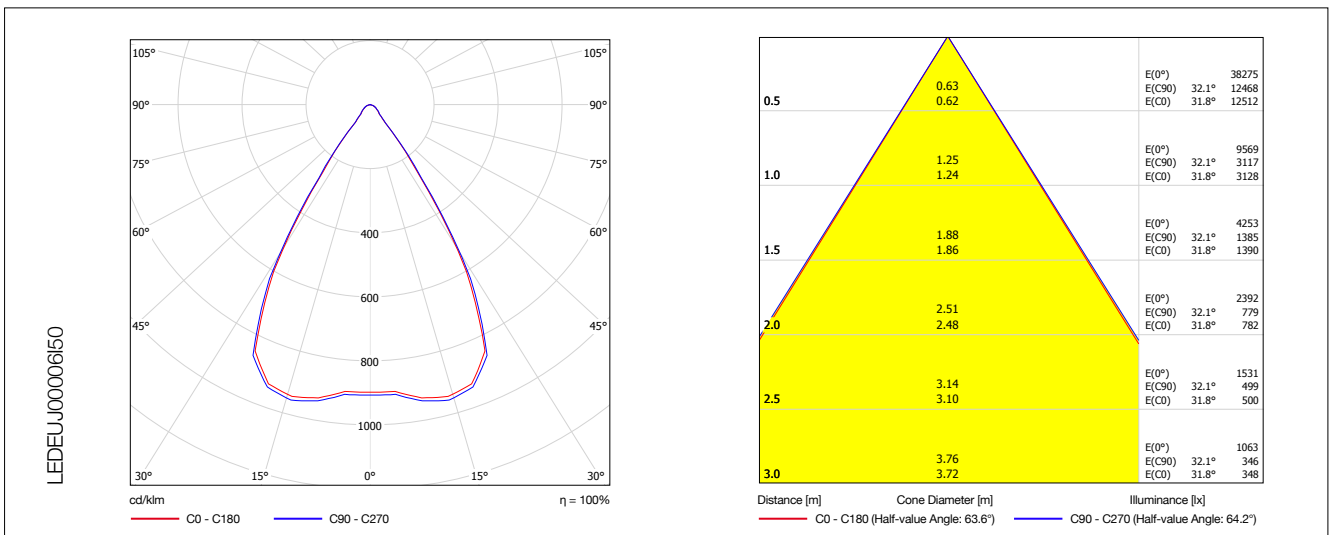
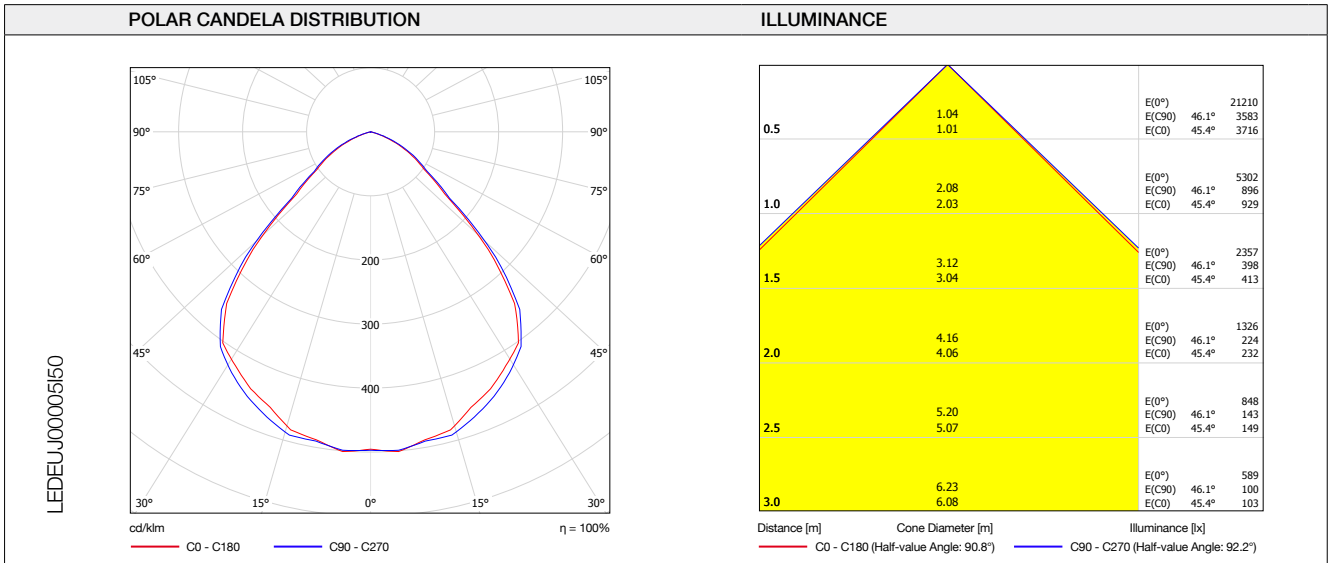


Optical parameters

MODEL NAME	E-CORE LED HIGHBAY 12000	
Product code	LEDEUJ00005150	LEDEUJ00006150
Beam angle	91°	60°
Luminous flux (lm)	10,680	10,625
Colour description	Neutral white	Neutral white
Colour temperature (K)	5000	5000
Colour rendering index (Ra)	> 70	> 70
UGR	≤ 26	≤ 20



Optical parameters



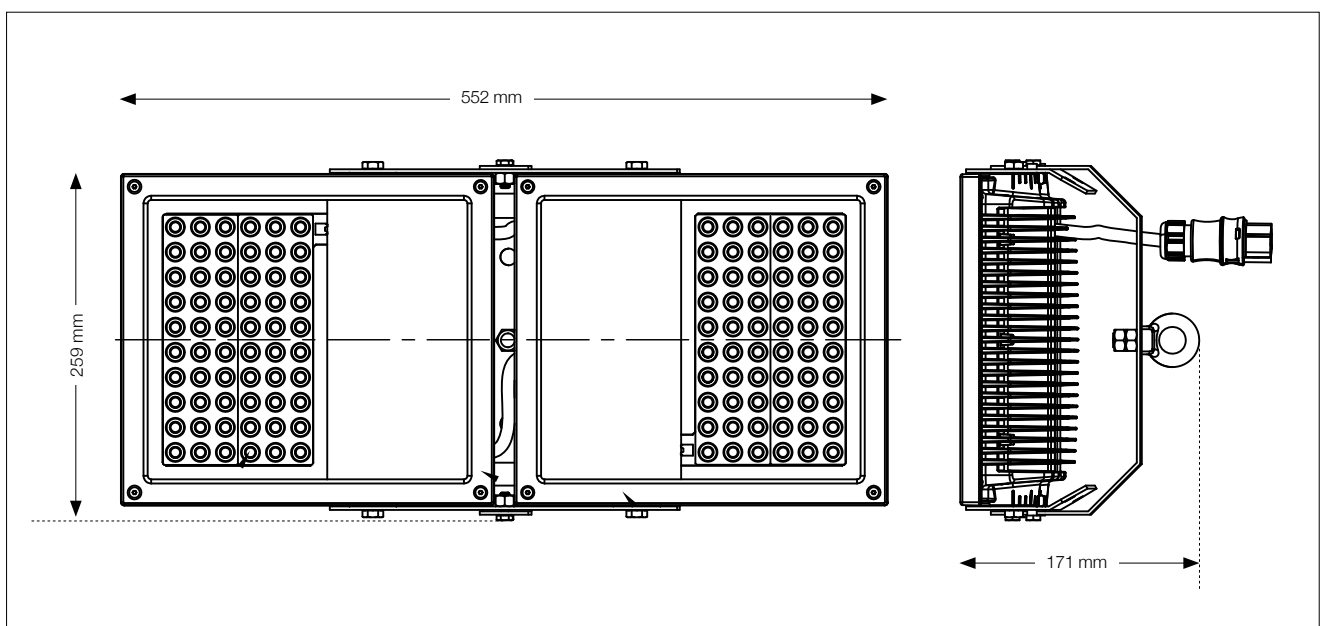
Electrical parameters

MODEL NAME	E-CORE LED HIGHBAY 12000
Rated wattage (W)	150
System efficacy (lm/W)	92
Rated voltage (V)	220 - 240
Frequency (Hz)	50/60
Power factor	0.95
Rated lifetime (h)	60,000
Lumen maintenance	Constant lumen over life time
Connection	Connector for 3 x (0.75 – 4) mm ²
Dimmable	Not dimmable
Dimming level	n.a.

Mechanical parameters

MODEL NAME	E-CORE LED HIGHBAY 12000
Material	Aluminium Die Cast
Colour	Silver
Lighting outlet	2
Type of installation	Suspended
Electrical class	I
IP rating IK Class	IP65 IK07
LED module	Integrated (non-replaceable)
Glow wire temperature	850 °C
Approval mark	CE
Operation temperature	-20°C - +35°C
Dimensions (L x W x H)	552 x 259 x 171 mm
Net weight (g)	7,500

Drawings



Logistic data

PRODUCT CODE	EAN CODE	DESCRIPTION	SIZE OF PACKAGING (mm) L x H x W	GROSS WEIGHT (g)
LEDEUJ00005150	4974550454605	E-CORE LED HIGHBAY 12000 / 92° / 150W / 5000K	577 x 336 x 197	8,640
LEDEUJ00006150	4974550454612	E-CORE LED HIGHBAY 12000 / 60° / 150W / 5000K	577 x 336 x 197	8,640

www.toshiba.eu/lighting